
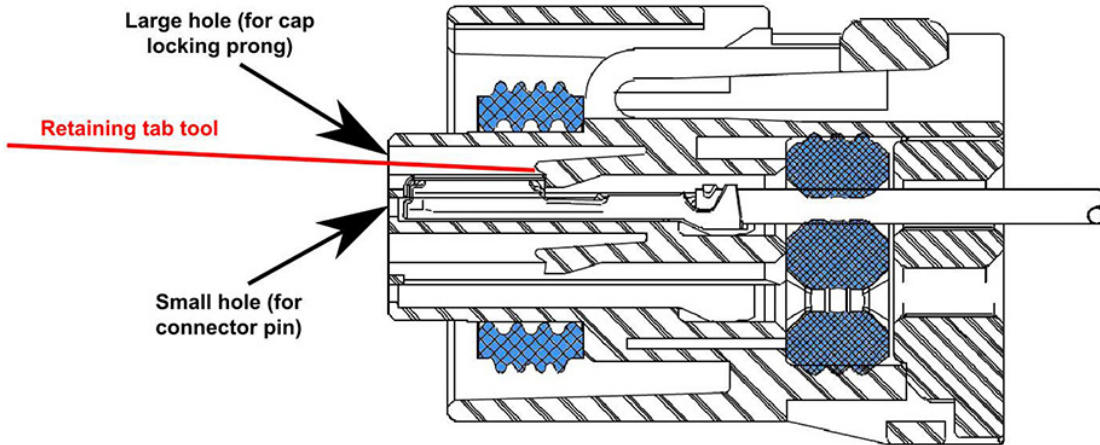


### PE3, Kawasaki, Suzuki ECU Pin Removal Instructions


Remove the orange cap by pressing the small orange tabs apart. This causes the tabs to pivot and unhook their inside ends from the connector body, thereby releasing the cap.



Insert a very small flat head screwdriver into the large hole above the contact that is to be removed. Gently pry up with the screwdriver to unlock the contact and pull on the wire to the contact from the rear of the plug to remove it.



**NOTE:** If you don't have a suitably small flat head screwdriver use a regular paper clip to make one.



If you need any assistance or have any questions, don't hesitate to give us a call!

**Nash Ely**  
**EVO Fuel Injection**  
**717.233.6951**  
**nash@hyperracing.com**